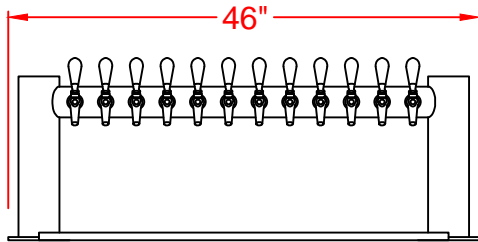



GOAL POST BEER TOWERS

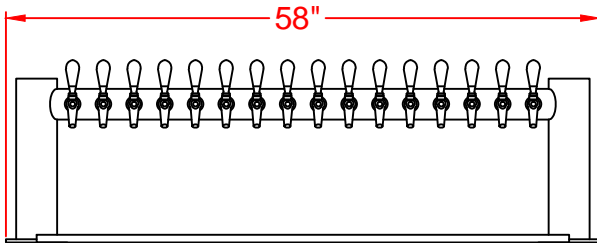
PERFECTION



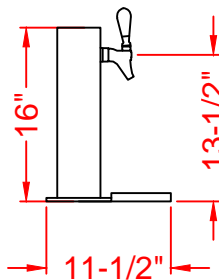
Perfection Equipment, Inc.
Perfecta Stainless Division



PE-GPT-12 FRONT VIEW



PE-GPT-16 FRONT VIEW
PE-GPT-14 SAME DIMENSIONS



PE-GPT-12,14,16 - SIDE VIEW

Model Number	Finish	Faucets
PE-GPT-12-BR	Brass	12
PE-GPT-12-CH	Chrome	12
PE-GPT-12-SS	Stainless Steel	12
PE-GPT-14-BR	Brass	14
PE-GPT-14-CH	Chrome	14
PE-GPT-14-SS	Stainless Steel	14
PE-GPT-16-BR	Brass	16
PE-GPT-16-CH	Chrome	16
PE-GPT-16-SS	Stainless Steel	16

*Powder coating and PVD finishes available

STANDARD FEATURES

- Constructed of 304 stainless steel
- No. 4 finish
- Fabricated for use with remote glycol, air-cooled or direct draw system.
- BPA and PVC free anti-microbial product lines
- Chrome plated U.S. style faucet with brass body and shank.
(handles not included)
- Includes all mounting hardware

OPTIONS

- 304 Stainless Steel faucets and shanks for beer, wine, water cocktails and liquor dispensing applications
- U.S. or European style faucets with or without flow controls
- Faucet handles and faucet locks
- Illuminated tap markers
- Powder coated finishes available
- Custom sizes available: Submit your own design or have us design around your needs

RECOMMENDED DRIP TRAY

Standard - 40" x 8-1/2" x 3/4" Surface Mount. (12 faucet)
Standard - 52" x 8-1/2" x 3/4" Surface Mount. (14 & 16 faucet)



Shown Stainless Steel Drip Tray
(Standard)



PERFECTION Equipment, Inc.

4259 Lee Avenue, Gurnee, Illinois 60031, Phone: 847-244-7200, Fax: 847-244-7205, Toll Free: 800-356-6301
Website: www.perfectequip.com Mail to: sales@perfectequip.com

